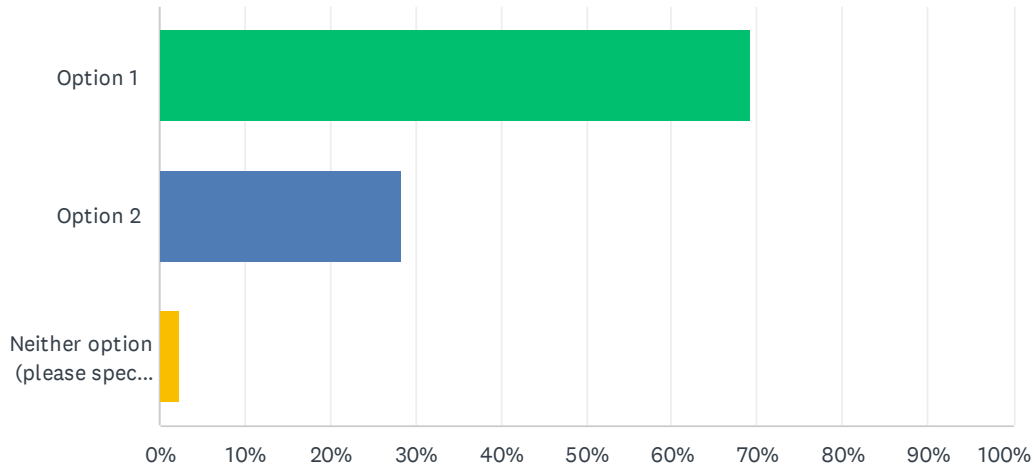


Q1 Which option do you support?

Answered: 614 Skipped: 3



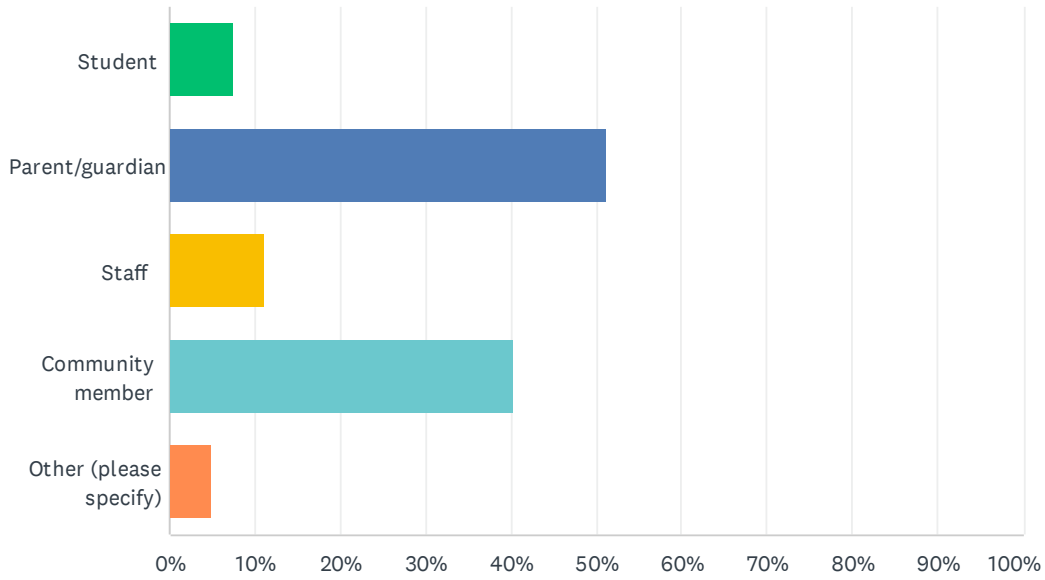
ANSWER CHOICES	RESPONSES	
Option 1	69.22%	425
Option 2	28.34%	174
Neither option (please specify the reason)	2.44%	15
TOTAL		614

Q2 Any additional comments

Answered: 163 Skipped: 454

Q3 What is your relation to the district?

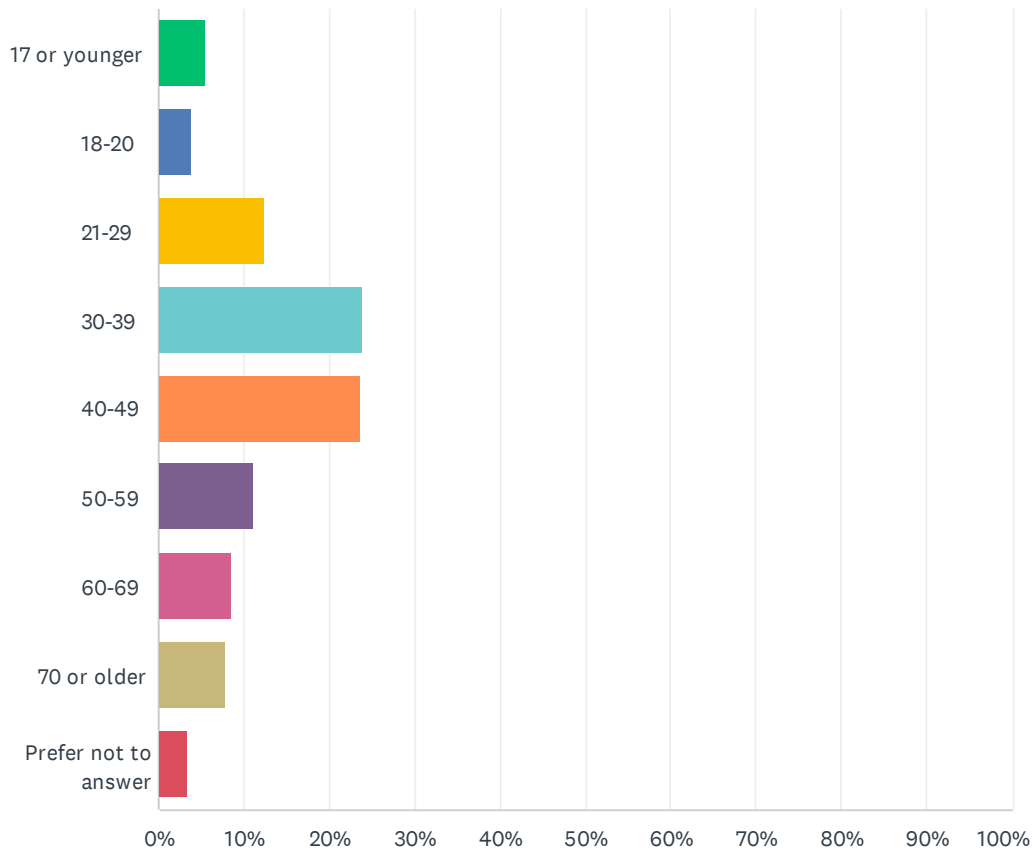
Answered: 597 Skipped: 20



ANSWER CHOICES	RESPONSES	
Student	7.54%	45
Parent/guardian	51.26%	306
Staff	11.06%	66
Community member	40.20%	240
Other (please specify)	4.86%	29
Total Respondents: 597		

Q4 Which category below includes your age?

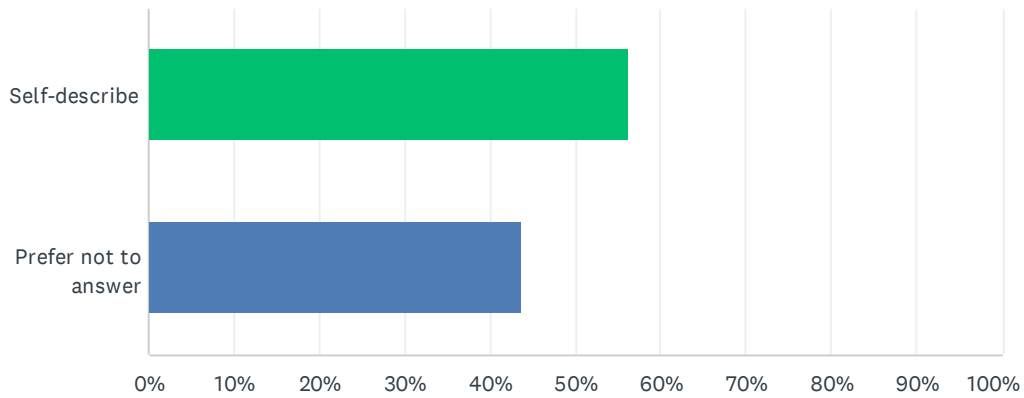
Answered: 600 Skipped: 17



ANSWER CHOICES	RESPONSES	
17 or younger	5.50%	33
18-20	3.83%	23
21-29	12.33%	74
30-39	23.83%	143
40-49	23.67%	142
50-59	11.17%	67
60-69	8.50%	51
70 or older	7.83%	47
Prefer not to answer	3.33%	20
TOTAL		600

Q5 Gender identity:

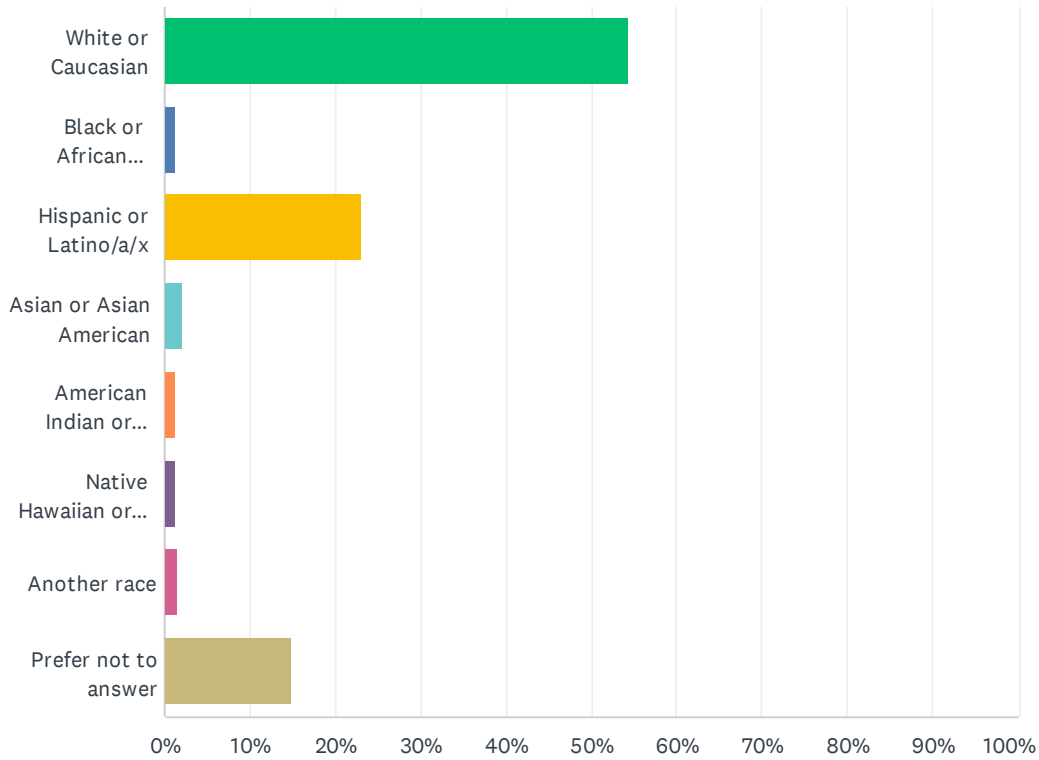
Answered: 502 Skipped: 115



ANSWER CHOICES	RESPONSES	
Self-describe	56.37%	283
Prefer not to answer	43.63%	219
TOTAL		502

Q6 Ethnicity

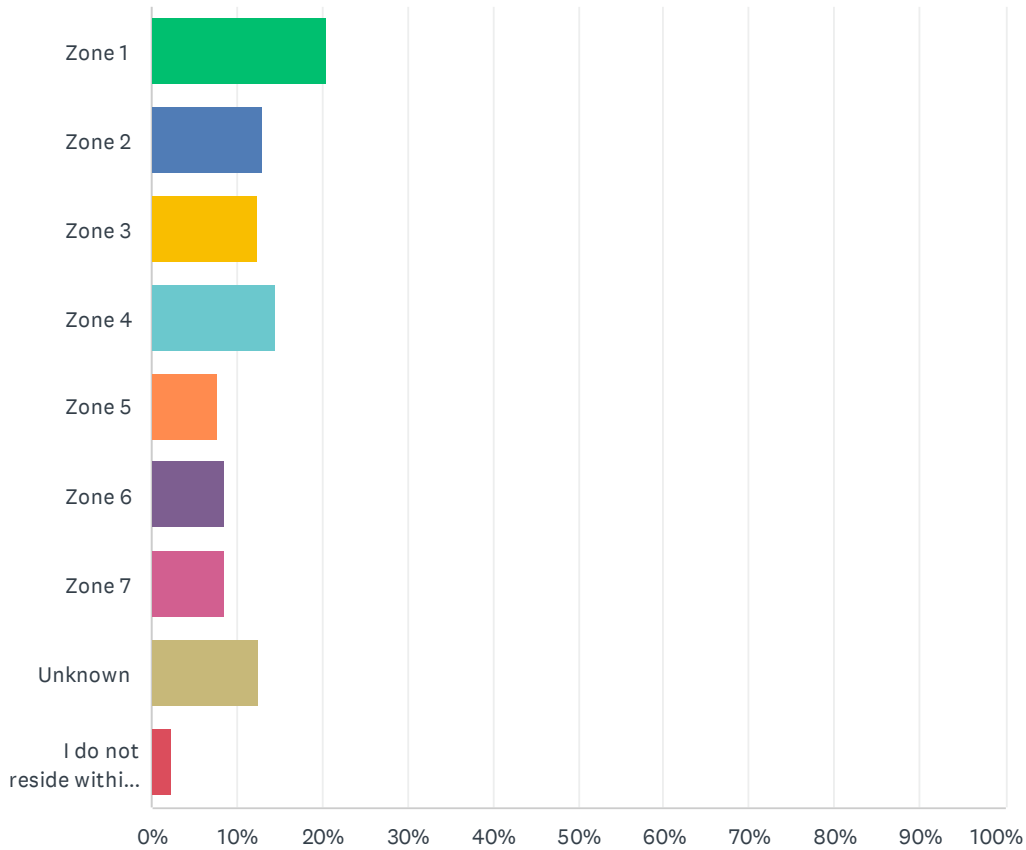
Answered: 591 Skipped: 26



ANSWER CHOICES	RESPONSES	
White or Caucasian	54.31%	321
Black or African American	1.35%	8
Hispanic or Latino/a/x	23.01%	136
Asian or Asian American	2.20%	13
American Indian or Alaska Native	1.35%	8
Native Hawaiian or other Pacific Islander	1.35%	8
Another race	1.52%	9
Prefer not to answer	14.89%	88
TOTAL		591

Q7 In which zone do you currently reside?

Answered: 594 Skipped: 23



ANSWER CHOICES	RESPONSES	
Zone 1	20.54%	122
Zone 2	12.96%	77
Zone 3	12.29%	73
Zone 4	14.48%	86
Zone 5	7.58%	45
Zone 6	8.59%	51
Zone 7	8.59%	51
Unknown	12.63%	75
I do not reside within the Salem-Keizer school district boundaries	2.36%	14
TOTAL		594