



OREGON AT-A-GLANCE DISTRICT PROFILE

Salem-Keizer SD 24J

2020-21

SUPERINTENDENT: Christy Perry | 2450 Lancaster Dr, Salem 97305 | 503-399-3000

Students We Serve




38,809


Student Enrollment

DEMOGRAPHICS


American Indian/Alaska Native



Asian




Black/African American




Hispanic/Latino



Multiracial



Native Hawaiian/Pacific Islander



White



34%

Ever English Learners



92

Languages Spoken

18%

Students with Disabilities

11%

Mobile Students

84%

Free/Reduced Price Lunch

*<10 students or data unavailable

Special Note

The At-A-Glance School and District profiles tell a story about Oregon's schools and districts. The story is harder to tell this year as the COVID-19 pandemic significantly impacted our schools and the data we collect. As a result, statewide assessment and attendance data cannot be compared to prior years and are not shown here. We have included links to our website where you can view the 2020-21 statewide assessment and attendance data and read a detailed description of how these data were impacted. We're thankful for your partnership as we focus on care, connection and the creation of safe, inclusive and supportive learning environments.

High School Success

Grade 8 MATHEMATICS

Students meeting state grade-level expectations.

For 2020-21 Mathematics data please visit:

www.oregon.gov/ode/schools-and-districts/reportcards/reportcards/Pages/Statewide-Assessment-Results-2021.aspx

Start Strong

Grades K-2 REGULAR ATTENDERS

Students who attended more than 90% of their enrolled school days.

For 2020-21 Regular Attenders data please visit:

www.oregon.gov/ode/schools-and-districts/reportcards/reportcards/Pages/Regular-Attenders-2021.aspx

Grade 3 ENGLISH LANGUAGE ARTS

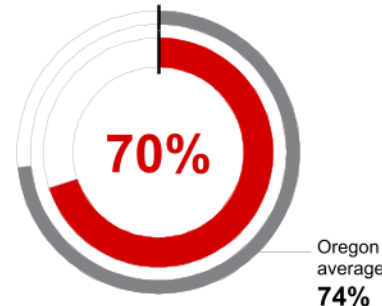
Students meeting state grade-level expectations.

For 2020-21 English Language Arts data please visit:

www.oregon.gov/ode/schools-and-districts/reportcards/reportcards/Pages/Statewide-Assessment-Results-2021.aspx

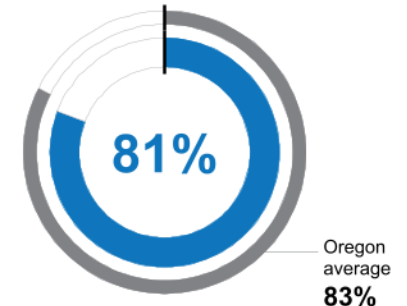
Grade 9 ON-TRACK TO GRADUATE

Students earning one-quarter of graduation credits in their 9th grade year.



Grade 12 ON-TIME GRADUATION

Students earning a diploma within four years. Cohort includes students who were first-time ninth graders in 2016-17 graduating in 2019-20.



District Goals

The pursuit of equitable student outcomes is at the center of our work. By focusing on equity, we elevate achievement for all student groups. We are committed to the creation of safe and welcoming schools, to culturally relevant, inclusive, and student centered instruction, and to the development of leaders with the knowledge, will, and skill to interrupt systems of oppression. During Comprehensive Distance Learning and Hybrid Learning, the health and well-being of our students and staff were foremost in our planning principles.

State Goals

The Oregon Department of Education is partnering with school districts and local communities to ensure a 90% on-time, four year graduation rate by 2025. To progress toward this goal, the state will prioritize efforts to improve attendance, provide a well-rounded education, invest in implementing culturally responsive practices, and promote continuous improvement to close opportunity and achievement gaps for historically and currently underserved students.



OREGON AT-A-GLANCE DISTRICT PROFILE CONTINUED

Salem-Keizer SD 24J

2020-21

Outcomes

Our Staff (rounded FTE)



112

Administrators



2,042

Teachers



1,092

Educational assistants



111

Counselors



7

Licensed Librarians



11

Psychologists



80%

% of licensed teachers with more than 3 years of experience

Grades K-2 REGULAR ATTENDERS

American Indian/Alaska Native	
Asian	
Black/African American	
Hispanic/Latino	
Multiracial	
Native Hawaiian/Pacific Islander	
White	
Free/Reduced Price Lunch	
Ever English Learner	
Students with Disabilities	
Migrant	
Homeless	
Talented and Gifted	
Female	
Male	
Non-Binary	

Grade 3 ENGLISH LANGUAGE ARTS

American Indian/Alaska Native	
Asian	
Black/African American	
Hispanic/Latino	
Multiracial	
Native Hawaiian/Pacific Islander	
White	
Free/Reduced Price Lunch	
Ever English Learner	
Students with Disabilities	
Migrant	
Homeless	
Talented and Gifted	
Female	
Male	
Non-Binary	

Grade 8 MATHEMATICS

American Indian/Alaska Native	
Asian	
Black/African American	
Hispanic/Latino	
Multiracial	
Native Hawaiian/Pacific Islander	
White	
Free/Reduced Price Lunch	
Ever English Learner	
Students with Disabilities	
Migrant	
Homeless	
Talented and Gifted	
Female	
Male	
Non-Binary	

Grade 9 ON-TRACK TO GRADUATE

American Indian/Alaska Native	65%
Asian	87%
Black/African American	82%
Hispanic/Latino	61%
Multiracial	77%
Native Hawaiian/Pacific Islander	39%
White	80%
Free/Reduced Price Lunch	63%
Ever English Learner	60%
Students with Disabilities	60%
Migrant	51%
Homeless	39%
Talented and Gifted	90%
Female	73%
Male	67%
Non-Binary	<10 students or data unavailable

Grade 12 ON-TIME GRADUATION

American Indian/Alaska Native	65%
Asian	92%
Black/African American	73%
Hispanic/Latino	77%
Multiracial	82%
Native Hawaiian/Pacific Islander	72%
White	84%
Free/Reduced Price Lunch	76%
Ever English Learner	76%
Students with Disabilities	67%
Migrant	71%
Homeless	54%
Talented and Gifted	>95%
Female	84%
Male	78%
Non-Binary	Coming in 2022-23