

Deļoņ ļok ilo Zoom

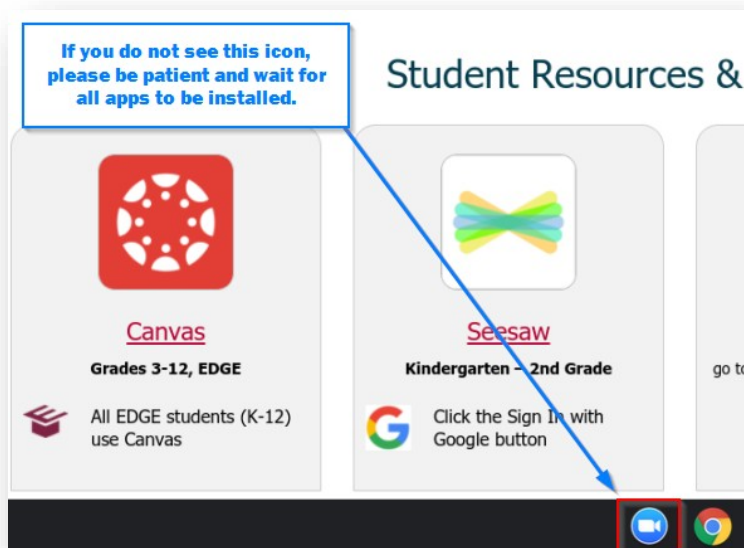
Jikuuļ ko an Kien ilo Salem-Keizer ej kōjērbal kweilōk ko ilo Zoom nān elōn iaan kilaaj ko an ilo iien in jej pād ilo Comprehensive Distance Learning ak wāween jikuuļ eo elikio kobban ilo ad kōttoļok doon. Nān ad maroņ pād ilo kilaaj ko ad rej kōmņan ilo Zoom, rijikuuļ ro rej aikuj deļoņe akkaun ko aer ilo Zoom mōkta jān aer deļoņe jabdewōt kweilōk ko ilo Zoom iņ rej kōmņan ippān Jikuuļ ko an Kien ilo Salem-Keizer. Wāween aņ deļoņe akkaun eo aņ ej pedped wōt ioon kain kein jērbal rōt eo kwōj kōjērbale. Kālet kein jērbal eo kwōj kōjērbale itulaļ iņ ļoori kōmeļeļe ko nān aņ deļoņe akkaun eo aņ ilo Zoom mōkta jān aņ deļoņe juon kweilōk an SKPS ilo Zoom. Rijikuuļ ro raikuj in kōjērbal akkaun ko aer ilo jikuuļ ak SKPS: [nōmņbaeoanrijikuuļ]@salemkeizer.org iņ password eo nān aer deļoņe akkaun ko aer ilo Zoom.

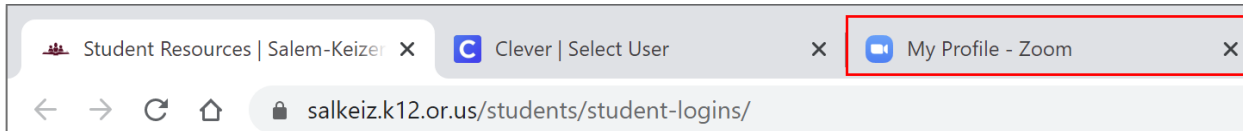
Kein jērbal rōt eo kwōj kōjērbale?

- [SKPS Chromebook ak kamputōr eo an jikuuļ](#)
- [Personal Chromebook ak kamputōr eo aņ make](#)
- [Windows PC ak Apple Mac OS](#)
- [iPad, iPhone ak Android device](#)

SKPS Chromebook

SKPS Chromebook ak kamputōr ko an jikuuļ renaaj make kadeļoņ rijikuuļ ro ilo app eo an Zoom iien eo rej launch ak jino kweilōk ko ilo Canvas, SeeSaw, ak Gmail. Iien eo kwōj jino deļoņe Chromebook eo, jouj iņ kōttar 3 minit nān an aolep app ko deļoņ waj kamputōr eo iņ karōk wāween an jērbal. Eļāņņe kwōj jab loe piņa in app eo an Zoom ilo tulaļ tata in Chromebook eo aņ, innām kein jērbal eo ej jab pojak. Iien eo kwōj loe piņa in Zoom e būļu iņ ej waļok itulaļ, kwōmaroņ jino pād ilo kilaaj ko ilo Zoom.





KOJJELA AOROK: Eḷaḅḅe kwoj kilōke web browser tab eo ilo pija eo itulōn me ekar kōpellok website eo an Zoom, emaron ba error im ba kwoj jab mālim ilo iien eo kwoj jiped link ko an Zoom Meeting. Nan kajimwe men in, sign off ak diwoj jān Chromebook eo im bar deḷḷōḅe im jab bar kilōke browser ak tab ko itulōn im rej make pellok.

Wāween eo juon, rijikuul ro remaron kojo Zoom App im kōtlōk bwe en pellok wot aolepen raan eo.

Kwomaron aikuj in sign in ak deḷḷōḅe Google ilo iien eo jinointata kwoj kōpellok Zoom App eo.

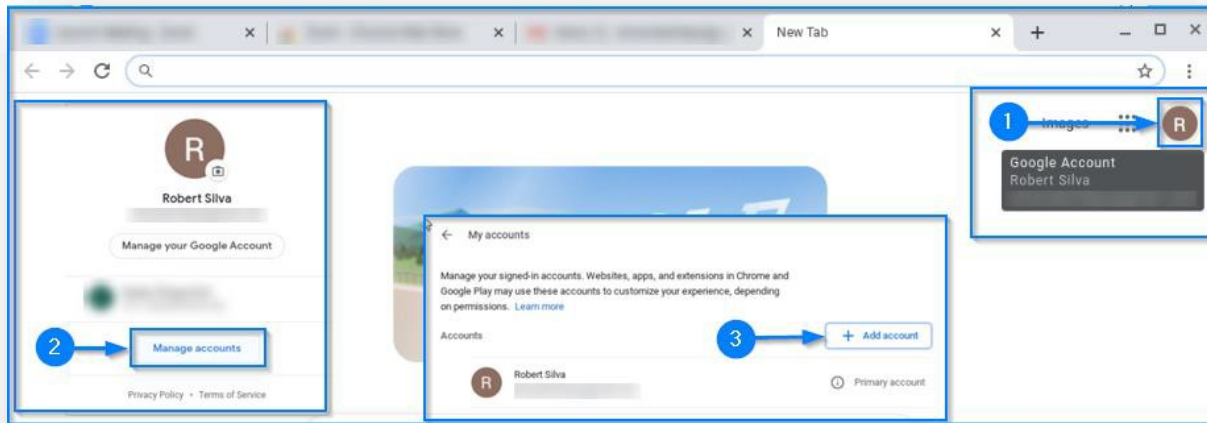
KOJJELA AOROK: Eḷaḅḅe kwoj kojerbal wāween in im kwoj kilōke Zoom App eo, emaron ba error im ba kwoj jab mālim ilo iien eo kwoj jiped link ko an Zoom Meeting. Nan kajimwe men in, kopellok Zoom App eo, kalikkar bwe kwon sign in ak deḷḷōḅe akkaun eo am im kotlōk bwe en pellok wot mokta jān am jiped jabdewot link nan kweilok ko ilo Zoom.

Kwomaron alooje pija in Logging into Zoom on Chromebooks ak kilen deḷḷōḅe Zoom ilo kampuḷor ko ilo am kojerbal wāween in ilo website in HomeCoach eo ad.

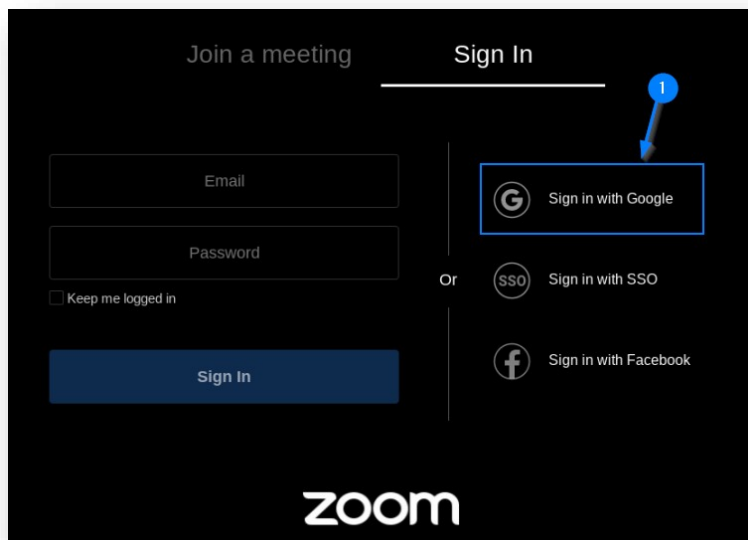
<https://salkeiz.k12.or.us/homecoach/>

Personal Chromebook

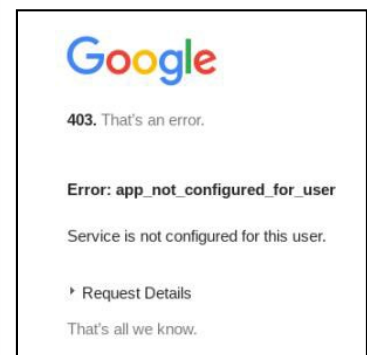
Eļāñņe kwōj kōjerbal personal Chromebook ak kamputōr eo aņ make, men eo emņantata ej bwe kwōn deļoņe Chromebook eo aņ ilo aņ kōjerbal akkaun eo aņ ilo SKPS ak jikuuļ ([nōm̄baeoanrijikuuļ]@salemkeizer.org). Wāween eo in epidodotata nān aņ deļoņe Zoom iņ ejjeļok oktak jān aņ kōjerbal Chromebook eo an jikuuļ. Eļāñņe kwōj kōņaan kōjerbal akkaun eo aņ make ilo Google, kwōj aikuļ barāinwōt kobaik waj akkaun eo aņ ilo SKPS ak jikuuļ nān Chrome eo. Kōpeļļok Chrome browser eo iņ kālet profile ak pija eo aņ ak leta ko jinoin ilo etam iņ rej pād itulōn tuanņoon āinwōt an waļok ijin ilaļ ilo buñtōn 1. Jiped Manage accounts (buñtōn 2) innām + Add account ilo buñtōn 3.



Ālikin aņ kadeļoņ akkaun eo aņ ilo Chrome, kwōmaroņ kiiō deļoņe būrookraaņ ko an tijtiriik eo iņ barāinwōt Zoom app eo (pija in ituanmiin). Eļāñņe kwōj lo men eo ej ba error iņ ej waļok ijin itulaļ (pija eo ituanņoon), meļeļe in bwe kwōjab deļoņe Chrome kōn akkaun eo an jikuuļ.



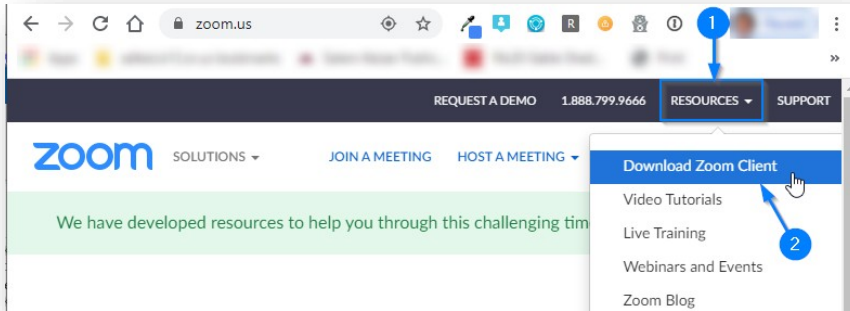
Login Error if not signed into Google



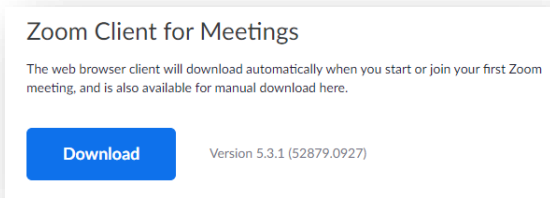
Windows PC or Apple Mac OS

Ilo kamputōr in Windows PC ak Apple Mac OS, kwōj aikuj in install ak kaḍḍōñ būrookraam̄ eo an Zoom ilo kamputōr eo. Jab kōjerbal Microsoft Store ak Apple App Store ñan wiāiki ak download ak bōk Zoom app eo. Kwōj aikuj in download men eo ña etan Zoom client jān website eo <https://zoom.us>.

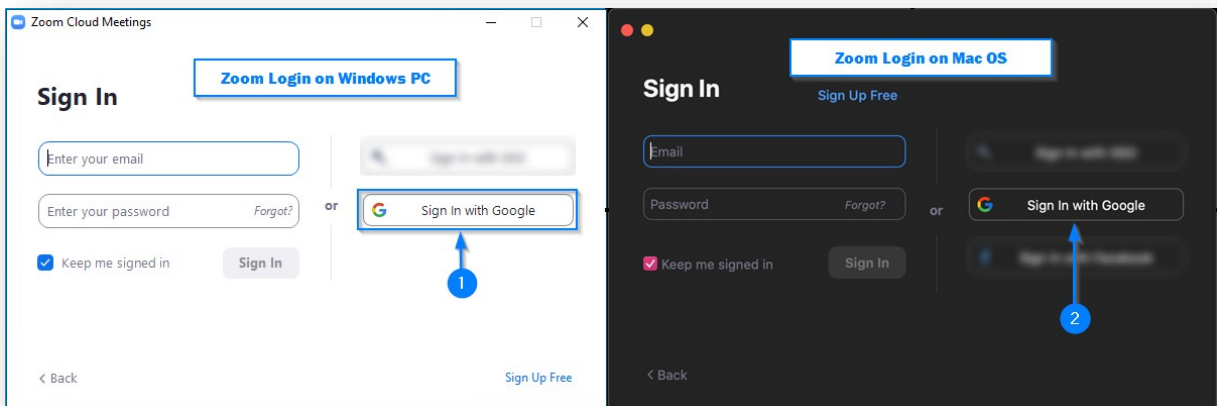
Ilo website eo an Zoom, jiped ijo ej ba Resources ilo tulōñ in menu bar eo innām jiped Download Zoom Client.



Ilo jikin Download Center eo, jiped ijo ej ba **Download** ilo ijo ej ba Zoom Client for Meetings.



Ālikin an Zoom client eo install ak deḷḍōne kamputōr eo, jiped ijo ej ba Sign in with Google. Kōjerbal akkaun eo aṃ ilo jikuu! ([nōṃbaeoanrijikuu!}@salemkeizer.org) iṃ password eo ñan aṃ deḷḍōne Zoom client eo.



iPad, iPhone or Android device

Downloadi Zoom app eo jãn App store eo ilo kein jermal eo aň. Ālikin an App eo install (iPad/Phone ej wałok ilo pija eo itulał), kōpełłok App eo inž jiped ijo ej ba Google sign-in. Kōjermal akkaun eo aň ilo jikuuł ([nōm̄baeoanrijikuuł]@salemkeizer.org) inž password eo.

