



# By the Numbers

Salem-Keizer Public Schools: **OUR STUDENTS**

Our Vision: All students graduate and are prepared for a successful life.


October 2022

## Student Demographics

- 46% Hispanic
- 40% White
- 6% Multi-Ethnic
- 3% Pacific Islander
- 2% Asian
- 1% African American
- 1% American Indian

### 40,319 Students

658 Pre-K    17,088 Grades K-5    9,260 Grades 6-8    13,313 Grades 9-12



Approximately 84 percent of Salem-Keizer students are considered to be economically disadvantaged. (2020-21)

### 1,001

Students enrolled in the EDGE online program.

### \$764,639

Amount saved by SKPS students accessing dual-enrollment opportunities for college credit. *\*The above calculation does not include credit earned by students through the Willamette Promise.*

## Career-Technical Education Graduation Rates (2020-21)

### 90.69%

The graduation rate for CTE participants.

### 99.37%

The graduation rate for CTE concentrators.

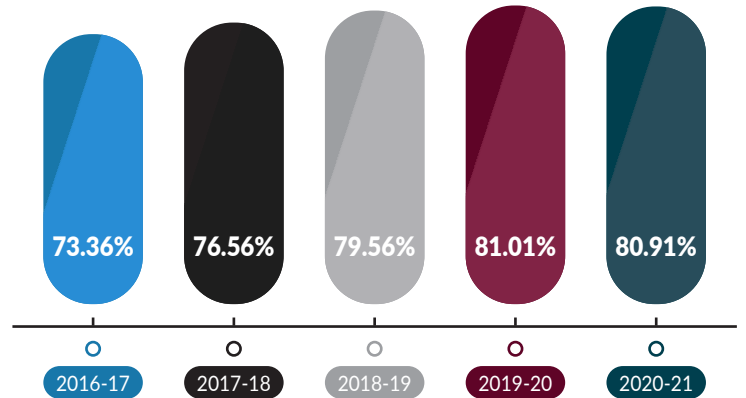
### \$58,962,078

Scholarships earned by the graduating class of 2022.

### 8,413

Students enrolled in a career and technical education course during the 2020-21 school year.

## District Graduation Rate



**18%**  
Students who are English language learners.

22% Grades K-5    19% Grades 6-8    13% Grades 9-12

**110**  
Languages spoken in our schools.

**29%**  
Of students speak a language other than English at home.

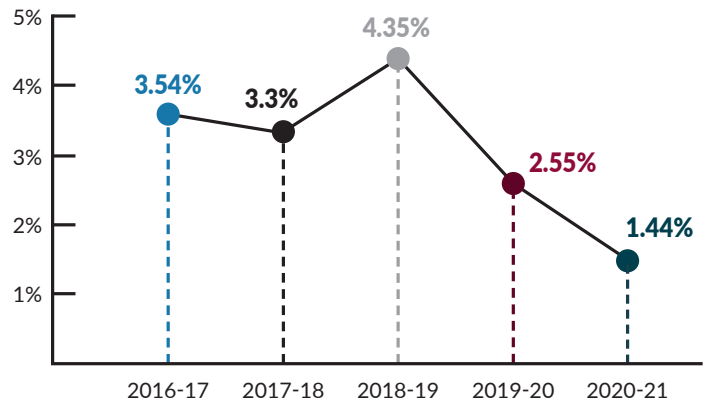
**17%**  
Students receiving Special Education services.

**932**  
Youth experiencing homelessness during the 2021-22 school year.

### 1,802

Students part of the Talented & Gifted program.

## District Drop-Out Rate




### 1,929

High school students participating in sports.

### 2,161

High school students enrolled in music.



# By the Numbers

Salem-Keizer Public Schools: **OUR STUDENTS**

Our Vision: All students graduate and are prepared for a successful life.

October 2022

**2nd**  
Largest school district in Oregon.

**40,319 Students**  
658 Pre-K    17,088 Grades K-5    9,260 Grades 6-8    13,313 Grades 9-12

**65 Schools**  
42 Elementary schools  
11 Middle schools  
8 High schools  
4 Charter schools

## Additional Programs

**Community Transition Program**  
Provides students with special needs with career exploration opportunities.

**Career Technical Education Center**  
Provides high school juniors and seniors with hands-on industry training.

**Enhanced Digital and Guided Education**  
EDGE is a robust online learning program for students in grades K-12 providing high-quality, rigorous and well-rounded learning opportunities.

**Early Childhood Center**  
Provides our youngest learners with foundational learning skills.

**Native Education Program**  
Provides academic & cultural support to our Native American/Alaskan Native students.

**McKinney-Vento**  
Provides services to mobile students and students experiencing homelessness.

**Roberts Pathways**  
Roberts offers a variety of programs for middle and high school students to gain support and access education in a way that best fits their needs.

**Behavioral Intervention Center**  
Provides students with the most social emotional and behavioral needs with necessary supports.

**Migrant Education Program**  
Provides migrant students with educational opportunities throughout the year to help students stay on-track to graduate.

## Staff Demographics

74% White  
21% Hispanic  
2% Asian  
1% American Indian  
1% African American  
1% Pacific Islander

**12 Years**  
Average years of experience held by our teachers.

**2,657**  
Licensed Staff

**2,758**  
Classified Staff

**118**  
Principals and Assistant Principals

**75**  
Districtwide Supervisors

**127**  
Counselors supporting SKPS schools.

**12**  
Psychologists supporting SKPS schools.

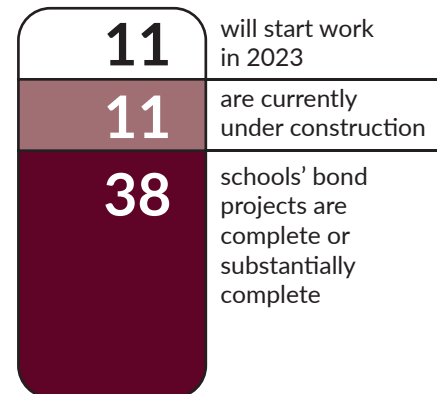
**80%**  
Of teaching staff holds an advanced degree.

## 2018 Bond Program

2022 is the fourth of five years planned to start bond construction projects.



- All schools in the district will receive some level of improvement under the bond.
- The overall bond program is on track to deliver **all promised improvements** at schools, plus over \$150 million in additional work.
- The additional revenue is the result of premiums and interest on bond proceeds, grants and reimbursements. These additional funds do not have to be repaid by the taxpayer.



Student enrollment, employee, school data as of October 2022. Employee FTE based on all funds. Please note, some of this information changes daily. All other numbers are based on data from the 2020-21 school year unless otherwise noted. By The Numbers is produced by Community Relations and Communications. Salem-Keizer Public Schools, Oregon School District 24J | 2450 Lancaster Drive NE, Salem, Oregon 97305 | 503-399-3000 | www.salemkeizer.org Salem-Keizer Public Schools is an Affirmative Action/Equal Opportunity Institution.