



# By the Numbers

## Salem-Keizer Public Schools: **OUR STUDENTS**

Our Vision: All students graduate and are prepared for a successful life.


October 2021

### Student Demographics

- 45% Hispanic
- 42% White
- 6% Multi-Ethnic
- 3% Pacific Islander
- 2% Asian
- 1% African American
- 1% American Indian

## 40,540 Students

641 Pre-K    17,110 Grades K-5    9,644 Grades 6-8    13,145 Grades 9-12



Approximately 84 percent of Salem-Keizer students are considered to be economically disadvantaged. (2020-21)

## 1,725

Students enrolled in the EDGE online program

## 10,003

Students enrolled in a career and technical education course during the 2020-21 school year.

### Career-Technical Education Graduation Rates (2019-20)

## 90%

The graduation rate for CTE participants.

## 97%

The graduation rate for CTE concentrators.

## 17%

Students who are English language learners.

22% Grades K-5    17% Grades 6-8    11% Grades 9-12

## 96

Languages spoken in our schools.

## 29%

Of students speak a language other than English at home.

## 16%

Students receiving Special Education services.

## 769

High school students have a cumulative GPA of 4.0 (June 2021)

## 2,079

Students part of the Talented & Gifted program.

## 2,814

High school students participating in sports. (June 2021)

## 1,678

High school students enrolled in music. (June 2021)

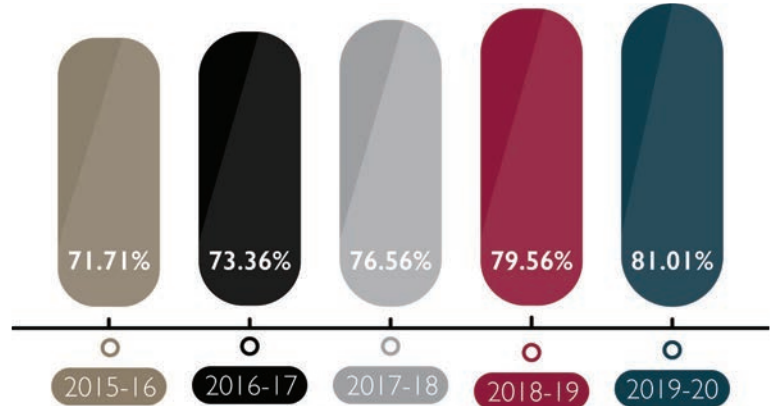
## 263

Students experiencing homelessness in 2020-21

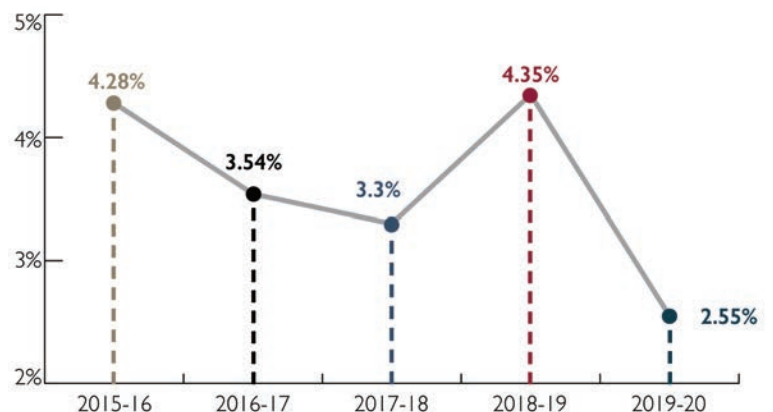
## \$34,573,162

Offered scholarships by the graduating class of 2021.

### District Graduation Rate



### District Drop-Out Rate





# By the Numbers

## Salem-Keizer Public Schools: **OUR STUDENTS**

Our Vision: All students graduate and are prepared for a successful life.

October 2021

### 2nd

Largest school district in Oregon.

### 40,540 Students

**641** Pre-K    **17,110** Grades K-5    **9,644** Grades 6-8    **13,145** Grades 9-12

### 65 Schools

**42** Elementary schools  
**11** Middle schools  
**8** High schools  
**4** Charter schools

### Additional Programs

**Community Transition Program**  
Provides students with special needs with career exploration opportunities

**Career Technical Education Center**  
Provides high school juniors and seniors with hands-on industry training

**Enhanced Digital and Guided Education**  
EDGE is a robust online learning program for students in grades K-12 providing high-quality, rigorous and well-rounded learning opportunities

**Early Childhood Center**  
Provides our youngest learners with foundational learning skills

**Native Education Program**  
Provides academic & cultural support to our Native American/Alaskan Native students

**S.T.E.P./McKinney-Vento**  
Provides services to mobile students and students experiencing homelessness

**Family Literacy & Teen Parent Programs**  
Provides support to teen parents in completing their education

**Behavioral Intervention Center**  
Provides students with the most social emotional and behavioral needs with necessary supports

**Migrant Education Program**  
Provides migrant students with educational opportunities throughout the year to help students stay on-track to graduate

### Staff Demographics

(2020-21)

**75%** White  
**16%** Hispanic  
**2%** Asian  
**1%** American Indian  
**1%** African American  
**Less than 1%** Pacific Islander  
**5%** Other

**119**  
Counselors supporting SKPS schools

**11**  
Psychologists supporting SKPS schools

### 12 Years

Average years of experience held by our teachers.

**85%**  
Of teaching staff holds an advanced degree.

### 2,739

Licensed Staff

### 2,789

Classified Staff

### 113

Principals and Assistant Principals

### 75

Districtwide Supervisors

### 2018 Bond Program

**\$619.7 m** "Base" bond package approved by voters on May 15, 2018 + allocated market premiums, earnings, grants and reimbursements\* = **\$758.7 m** "Base Plus" New total bond package

\*Funds additional projects and expanded scope in support of boundary adjustments and specific school needs

#### The 2018 bond program promises to:

- Expand career and technical (vocational) education and science education
- Relieve overcrowding and prepare for future enrollment growth
- Improve safety and security, including seismic safety
- Protect the community's investment in existing school district facilities

54 out of 60 school buildings have completed design work, are in construction, or are complete.



Student enrollment, employee, school data as of October, 2021. Employee FTE based on all funds. Please note, some of this information changes daily. All other numbers are based on data from the 2020-21 school year unless otherwise noted. By The Numbers is produced by Community Relations and Communications.

Salem-Keizer Public Schools, Oregon School District 24J | 2450 Lancaster Drive NE, Salem, Oregon 97305 | 503-399-3000 | www.salemkeizer.org  
Salem-Keizer Public Schools is an Affirmative Action/Equal Opportunity Institution.