

Success in Salem-Keizer

Academic Achievement Report
Published December 2018



Our Focus

The goal of every employee of SKPS simply is our vision: all students graduate and are prepared for a successful life.

Salem-Keizer Public Schools Strategic Plan

SKPS is committed to the academic growth of each and every student. We believe equity is both a process and an outcome intended to eliminate the opportunity gap for all students. This is shown each year through our district's strategic plan. During the 2017-18 school year, we began the implementation of **focused K-5 instruction** emphasizing foundational reading skills, English language development and targeting biliteracy in Spanish. In the 2018-19 school year, we will continue this work while focusing on the implementation of a new **K-5 math curriculum**.

We work to prepare all students to be **college and career ready** through the expansion of rigorous 6-12 curriculum that includes Advancement Via Individual Determination (**AVID**), Equal Opportunity Schools (**EOS**) and Career and Technical Education (**CTE**) programs.

We support our students with a **Multi-Tiered System of Support (MTSS)**, which includes both **Response to Intervention (RTI)** and **Positive Behavioral Interventions and Supports (PBIS)**, and use an early warning data system for dropout prevention and improving attendance.

We prepare our educators to teach our students through standards-based, data-driven **professional development for all employees**. This includes teaching **culturally responsive** practices and job-embedded instructional mentoring for teachers.

Points of Pride

- **87 percent** of Career-Technical Education (CTE) participants graduated in the class of 2017.
- **93.6 percent** of CTE concentrators graduated in the class of 2017.
- The graduation rate for economically disadvantaged students grew by nearly three percentage points in the class of 2017.
- The dropout rate in SKPS is **below the state average** for the class of 2017.
- The graduating class of 2018 earned **\$23,787,004** in scholarships.
- **100 percent** of AVID students in the class of 2018 graduated.

SKPS at-a-Glance

- 42,237 students
- Second largest school district in Oregon
- 65 schools (includes charters & alternative programs)
- 2,825 students are part of the Talented and Gifted program
- 16 percent of students receive Special Education services
- 3 in 5 students are considered to be living in poverty

SKPS strives to serve the unique learning needs of every student. We adapt to meet the changing educational needs that come with different demographics and adjust educational programs to serve all students.



76 Percent

Of our teachers hold an advanced degree

10 Years

Average years of experience held by our teachers



\$703,120,682

Total 2017-18 Budget

\$1,147,797,142

Total 2018-19 Budget

*Includes funds from voter-approved general obligation bond

By the Numbers



81

Primary languages spoken in our schools

29 Percent

Of students speak a language other than English at home

Our Professional Team | Funding our Schools & Programs | A Diverse Community

2018 Bond

In May of 2018, the community voted to support a \$619.7 million General Obligation Bond for school construction, renovations, expansions to address crowding and safety for SKPS schools.

Thank you, Salem-Keizer community! | salemkeizer.org/projects-status/



\$442.2M

Address overcrowding and prepare for enrollment growth



\$67M

Seismic Renovations



\$21.1M

Safety and security upgrades



\$12.7M

Technology and ADA

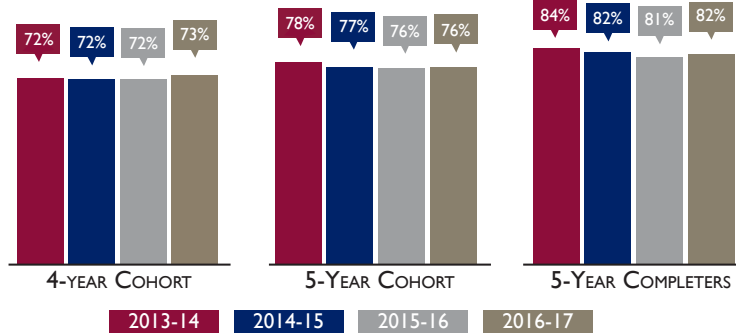


\$76.6M

Improve existing buildings



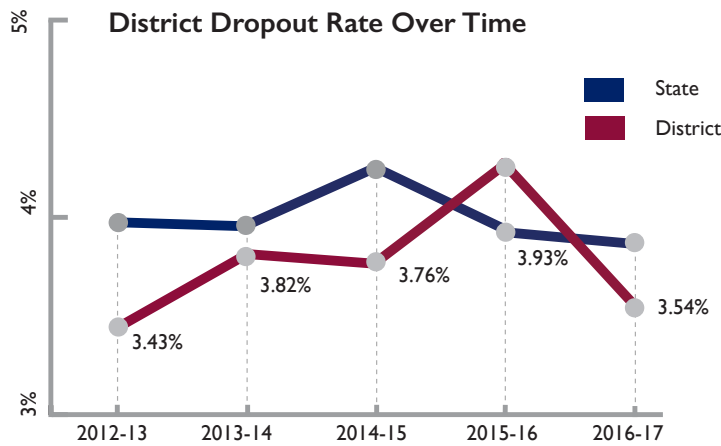
SKPS strives to serve the unique learning needs of every student who enrolls. We adapt to meet the changing educational needs that come with different demographics and adjust educational programs to serve all students.



Results of the Class of 2017

- **2,172** traditional diplomas
- **118** GEDs
- **34** certificates of attainment
- **86** modified diplomas
- **23** extended diplomas
- **2,433** high school completers

District Graduation Rates Over Time



Dropout Rate by School

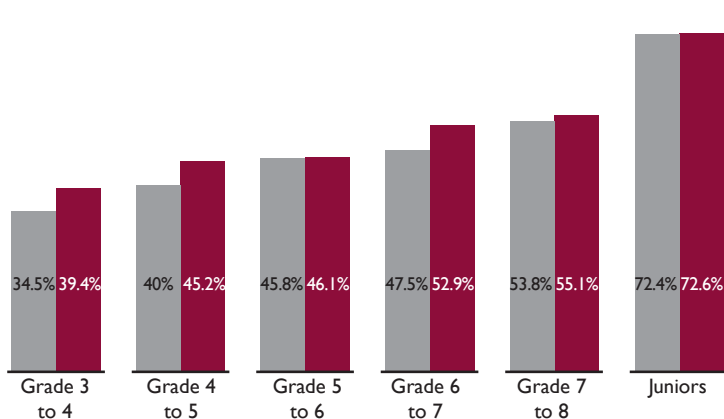
School	2014-15	2015-16	2016-17
Early College	0.51%	1.47%	0%
McKay	3.60%	3.02%	2.94%
McNary	2.00%	2.01%	1.38%
North	3.74%	5.89%	3.63%
Roberts	24.48%	27.26%	24.74%
South	2.31%	2.5%	1.54%
Sprague	0.83%	1.35%	1.37%
West	0.52%	.73%	1.11%

*2017-18 data will be available in Jan. 2019

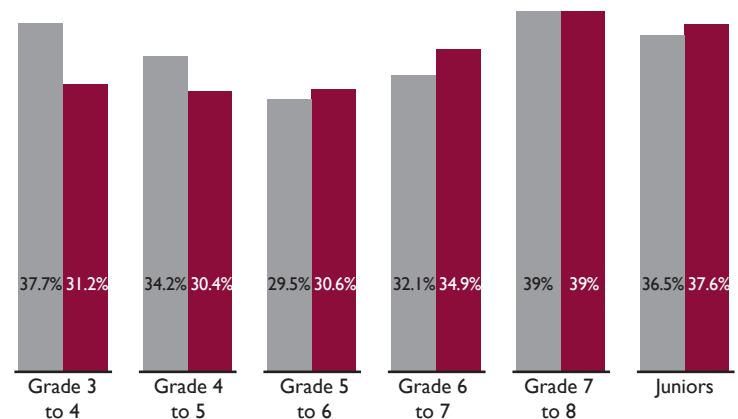
The following charts reflect cohorts of Salem-Keizer students' performance on the Smarter Balanced Assessment Consortium (SBAC) test for Mathematics and English Language Arts.



ELA Score of Level 3 or 4



Math Score of Level 3 or 4



2016-17 2017-18



Salem-Keizer Public schools promotes equal opportunity for all individuals without regard to age, color, disability, marital status, national origin, race, religion, creed, sex or gender; sexual orientation or veteran status. | Published by the Community Relations & Communications Department, (503) 399-3038.

**All data based on most available information as of November, 2018